

















# Easton Area School District: AFG Citizenship Student Survey




1. I am a student at			Response Percent	Response Count
EAHS			56.7%	2,343
EAA			0.8%	32
EAMS 7/8			16.7%	691
EAMS 5/6			12.7%	526
Tracy			3.9%	161
Palmer			2.4%	99
Forks			2.0%	81
Cheston			1.9%	80
Paxinosa			1.7%	69
March			1.8%	75
			<b>answered question</b>	<b>4,131</b>
			<b>skipped question</b>	<b>10</b>

2. My school has a goal that involves citizenship.			Response Percent	Response Count
Agree			61.6%	2,534
Disagree			5.2%	214
I don't know/Does not apply			33.2%	1,365
			<b>answered question</b>	<b>4,113</b>
			<b>skipped question</b>	<b>28</b>




3. In my school I have learned about the history of the United States, government, the political process, and important documents such as the Declaration of Independence and the Constitution.

		Response Percent	Response Count
Agree		90.2%	3,709
Disagree		5.7%	233
I don't know/Does not apply		4.2%	172
<b><i>answered question</i></b>			<b>4,114</b>
<b><i>skipped question</i></b>			<b>27</b>

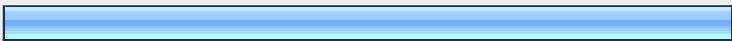


4. In our school students help establish school rules.

		Response Percent	Response Count
Agree		45.9%	1,889
Disagree		40.5%	1,667
I don't know/Does not apply		13.5%	555
<b><i>answered question</i></b>			<b>4,111</b>
<b><i>skipped question</i></b>			<b>30</b>





5. In our school students develop an understanding of people who have different ideas.

		Response Percent	Response Count
Agree		75.9%	3,111
Disagree		13.2%	540
I don't know/Does not apply		11.0%	449
<b><i>answered question</i></b>			<b>4,100</b>
<b><i>skipped question</i></b>			<b>41</b>





**6. In our school students learn to cooperate with other students.**




		Response Percent	Response Count
Agree		80.3%	3,303
Disagree		13.5%	556
I don't know/Does not apply		6.2%	254
		<b>answered question</b>	<b>4,113</b>
		<b>skipped question</b>	<b>28</b>




**7. In our school students are treated with fairness and respect by the staff.**







		Response Percent	Response Count
Rarely		9.4%	386
Sometimes		28.7%	1,180
Often		27.1%	1,116
<b>Almost Always</b>		<b>34.8%</b>	<b>1,434</b>
		<b>answered question</b>	<b>4,116</b>
		<b>skipped question</b>	<b>25</b>

**8. Our school invites parents and the public to attend school functions.**





		Response Percent	Response Count
Rarely		7.3%	301
Sometimes		29.0%	1,188
<b>Often</b>		<b>34.9%</b>	<b>1,432</b>
Always		28.8%	1,182
		<b>answered question</b>	<b>4,103</b>
		<b>skipped question</b>	<b>38</b>

9. In our school students learn about diversity.			Response Percent	Response Count
Agree			71.9%	2,948
Disagree			11.2%	461
I don't know/Does not apply			16.9%	691
			<b>answered question</b>	<b>4,100</b>
			<b>skipped question</b>	<b>41</b>




10. In our school teachers are available for students to express interests and concerns.			Response Percent	Response Count
Agree			80.5%	3,289
Disagree			10.1%	414
I don't know/Does not apply			9.4%	385
			<b>answered question</b>	<b>4,088</b>
			<b>skipped question</b>	<b>53</b>

11. In my school, if I had a concern, I would ask (check all that apply):			Response Percent	Response Count
Teacher			46.8%	1,928
Coach			6.9%	284
Principal			9.7%	400
Nurse			0.7%	27
Guidance			21.5%	888
None of these			14.5%	596
			<b>answered question</b>	<b>4,123</b>
			<b>skipped question</b>	<b>18</b>




**12. In our school parents and volunteers participate in school activities.**




		Response Percent	Response Count
Rarely		11.9%	487
<b>Sometimes</b>		<b>39.5%</b>	<b>1,622</b>
<b>Often</b>		<b>39.5%</b>	<b>1,622</b>
I don't know/Does not apply		9.2%	378
		<b>answered question</b>	<b>4,109</b>
		<b>skipped question</b>	<b>32</b>


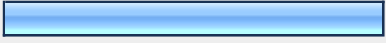


**13. In our school parents and community provide opportunities for citizenship education.**

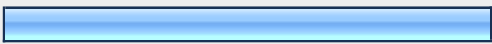

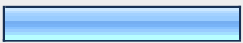
		Response Percent	Response Count
<b>Agree</b>		<b>49.8%</b>	<b>2,040</b>
Disagree		12.8%	524
I don't know/Does not apply		37.4%	1,533
		<b>answered question</b>	<b>4,097</b>
		<b>skipped question</b>	<b>44</b>

**14. In our school teachers encourage students to express their opinions about social or political issues.**






		Response Percent	Response Count
<b>Agree</b>		<b>68.9%</b>	<b>2,824</b>
Disagree		18.5%	757
I don't know/Does not apply		12.6%	517
		<b>answered question</b>	<b>4,098</b>
		<b>skipped question</b>	<b>43</b>

15. In our school students learn to contribute to solving problems in the school and community.			Response Percent	Response Count
Agree			66.6%	2,725
Disagree			16.8%	689
I don't know/Does not apply			16.6%	680
			<b>answered question</b>	<b>4,094</b>
			<b>skipped question</b>	<b>47</b>




16. In my school, when there are charity collections for social causes, I participate:			Response Percent	Response Count
Rarely			30.9%	1,269
Sometimes			41.9%	1,723
Often			18.0%	739
Always			9.3%	382
			<b>answered question</b>	<b>4,113</b>
			<b>skipped question</b>	<b>28</b>

17. In our school student government is a voice for student interests and concerns.			Response Percent	Response Count
Agree			53.7%	2,197
Disagree			20.4%	832
I don't know/Does not apply			25.9%	1,059
			<b>answered question</b>	<b>4,088</b>
			<b>skipped question</b>	<b>53</b>

**18. Outside of school I participate in the following activities (check all that apply):**

		Response Percent	Response Count
Community Sports Clubs		44.0%	1,814
Scouting		7.5%	311
Church		34.9%	1,441
Volunteer Organizations		21.8%	899
None of the Above		33.3%	1,372
		<i>answered question</i>	<b>4,125</b>
		<i>skipped question</i>	<b>16</b>

**19. I feel prepared to be a participant in a democratic society.**

		Response Percent	Response Count
Agree		63.8%	2,628
Disagree		13.6%	561
I don't know/Does not apply		22.6%	929
		<i>answered question</i>	<b>4,118</b>
		<i>skipped question</i>	<b>23</b>

**20. What is your definition of a good citizen?**

		Response Count
		4,141
		<i>answered question</i>
		<b>4,141</b>
		<i>skipped question</i>
		<b>0</b>